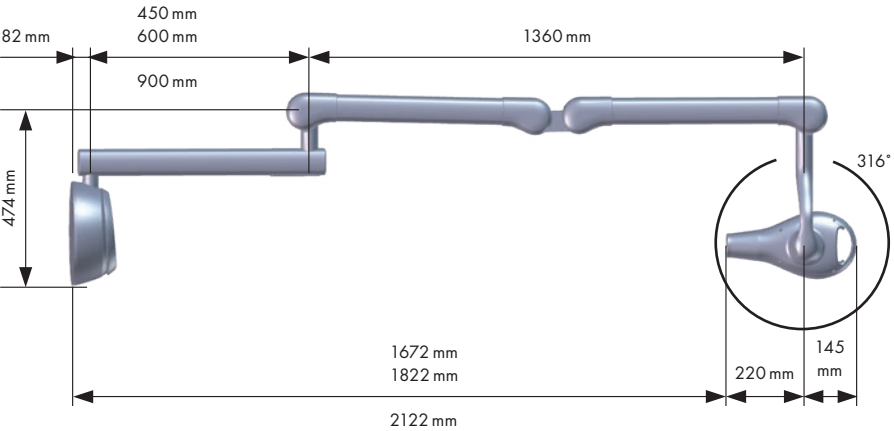


Facts, figures and accessories at a glance

VistaIntra DC – ideal for all image receptors

VistaIntra DC	
Input power	AC 100–240 V 10%, 50/60 Hz
Power consumption (W)	500
Tube voltage (kVp)	60–70
Tube current (mA)	4–7
Tube length (mm)	200 (300 optional)
Radiation field limiting (mm)	Ø 60 / 30x40 (20x30 optional)
Exposure time (seconds)	0.04–2
Focal spot (mm)	0.4 (IEC 336)
Total filtration (mm)	Min. 2.0 Al
Weight (kg)	24.4 / 26.4 / 28.4
Height (mm)	1730
Max. working length (mm)	1810 / 1960 / 2260



VistaScan image plate scanner



VistaRay sensor technology

A systematic X-ray solution – perfect in function and design

The intraoral X-ray generator VistaIntra



The perfect source for the best X-ray results



A systematic X-ray solution – all from a single provider

For almost five decades, dentists, clinics and X-ray centres have taken advantage of the experience and competence of Dürr Dental in radiography. Our excellent image plates, sensor and scanner technology for digital X-raying are setting standards for image quality.

With the VistalIntra we offer a high-quality X-ray unit for excellent intraoral images. It impresses users with its exemplary ergonomic design and is perfectly matched to Dürr Dental image plates. All its features – from the radiation source to the X-ray film developer, the scanner and sensors, up to the imaging software – are infused with the expertise and quality of Dürr Dental. Dürr Dental offers you a system from a single provider, which assures you the best image results thanks to optimally matched system components.

Whatever image receptor you use, VistalIntra provides the basis for perfect image quality.

This is what counts:

- Modern, sleek design for simple, precise positioning
- Simple operating concept
- Perfectly matched to the image plate and sensor
- Highly reliable, long service life of the X-ray tubes
- DC emitter with 0.4 mm focal spot

Best in class

We seek to provide the very best to our customers via the production of excellent products and outstanding services. That is our aim with regard to user friendliness, reliability and design.

Versatile and highly efficient

Together with the unique Dürr Dental image plate technology, the VistalIntra is synonymous with precise, perfect-quality intraoral images. The VistalIntra X-ray generator is also eminently suitable for VistaRay X-ray sensors and images produced on film.

Fast, high-quality image results

The VistalIntra leaves the factory pre-programmed, for every tooth region, with the exact radiation dose required for Dürr Dental image plates and sensors. It is ready for immediate use and delivers images with perfect exposure.


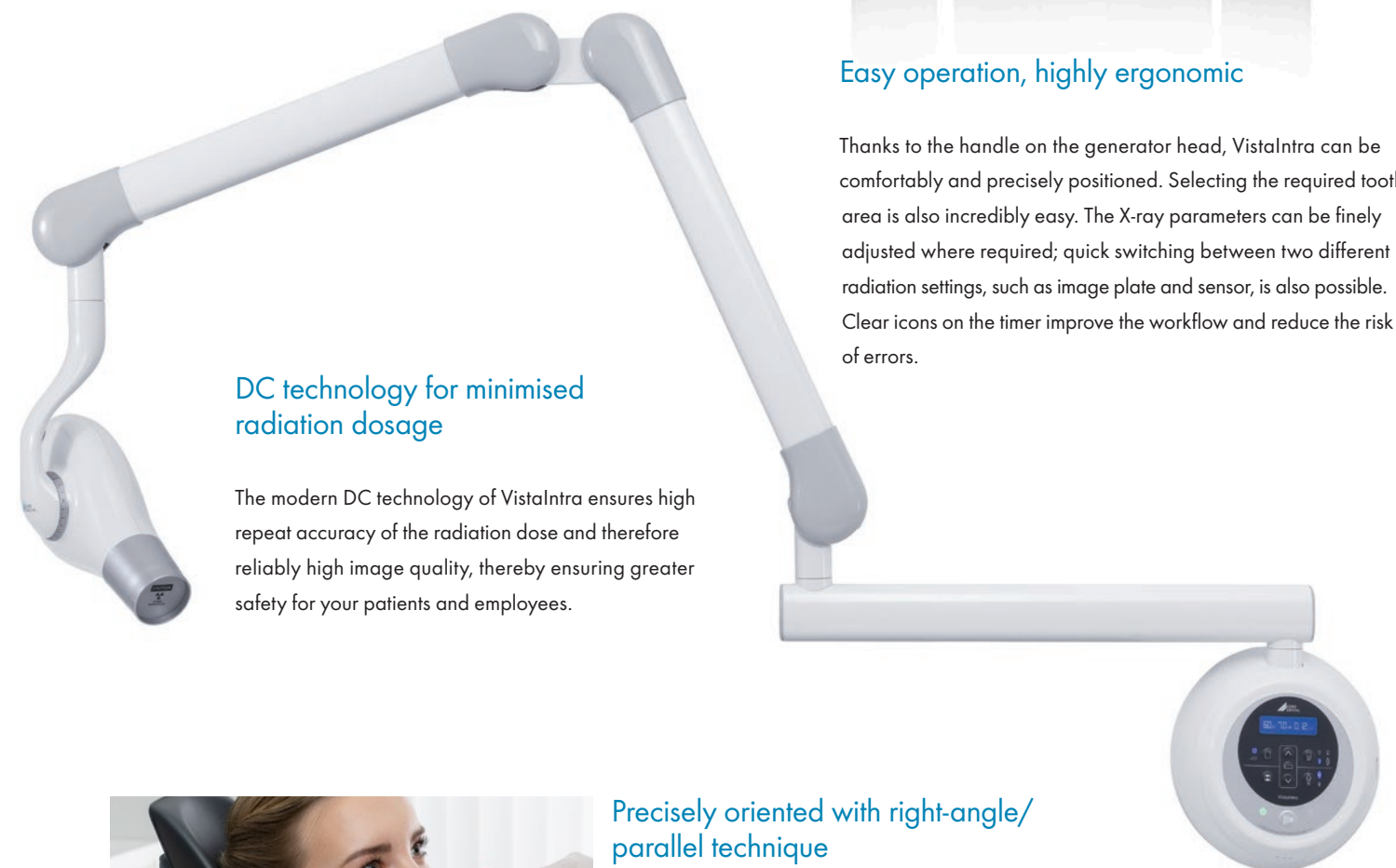


Easy operation, highly ergonomic

Thanks to the handle on the generator head, VistalIntra can be comfortably and precisely positioned. Selecting the required tooth area is also incredibly easy. The X-ray parameters can be finely adjusted where required; quick switching between two different radiation settings, such as image plate and sensor, is also possible. Clear icons on the timer improve the workflow and reduce the risk of errors.

DC technology for minimised radiation dosage

The modern DC technology of VistalIntra ensures high repeat accuracy of the radiation dose and therefore reliably high image quality, thereby ensuring greater safety for your patients and employees.



Precisely oriented with right-angle/parallel technique

Optimum images can be easily produced together with the new VistaPosition PSP holder system from Dürr Dental.